



---

**P.O.BOX 2882, Windhoek**  
**Tel: + 264 61 283 5100, Fax +264 61 283 5259**  
**Web address: [www.fic.na](http://www.fic.na)**  
**E-mail address: [helpdesk@fic.na](mailto:helpdesk@fic.na)**

**MONTHLY STATISTICAL REPORT: FEBRUARY 2026**

---

## 1. Incoming Reports

**Table 1: Reports Received**

	Feb-26	Jan-26	Feb-25	Total <sup>1</sup>
<i>AIFs</i> <sup>2</sup>	147	249	121	<b>924</b>
<i>CBMCRs</i> <sup>3</sup>	0	0	0	<b>293</b>
<i>CTRs</i> <sup>4</sup>	3,351	4,686	3,624	<b>385,108</b>
<i>EFTs</i> <sup>5</sup>	22,069	30,229	18,059	<b>11,597,263</b>
<i>IFTs</i> <sup>6</sup>	13,535	11,411	9,637	<b>5,096,979</b>
<i>SARs</i> <sup>7</sup>	33	33	40	<b>2,355</b>
<i>STRs</i> <sup>8</sup>	208	160	133	<b>15,376</b>

The current reporting period has seen an increase in the volume of IFTs and STRs when compared to January 2026.

**Table 2: Requests for Information**

	Feb-26	Jan-26	Feb-25	Total
<i>IRDs</i>	28	9	14	<b>1,433</b>
<i>IRIs</i> <sup>10</sup>	1	2	0	<b>105</b>

28 IRDs were received in February 2026. To date, a total of 1,538 requests has been received by the FIC.

<sup>1</sup> Total reports received since inception.

<sup>2</sup> AIF: Additional Information File;

<sup>3</sup> CBMCR: Cross Border Movement of Cash Report;

<sup>4</sup> CTR: Cash Transaction Report;

<sup>5</sup> EFT: Electronic Funds Transfer; <sup>6</sup>

IFT: International Funds Transfer; <sup>7</sup>

SAR: Suspicious Activity Report;

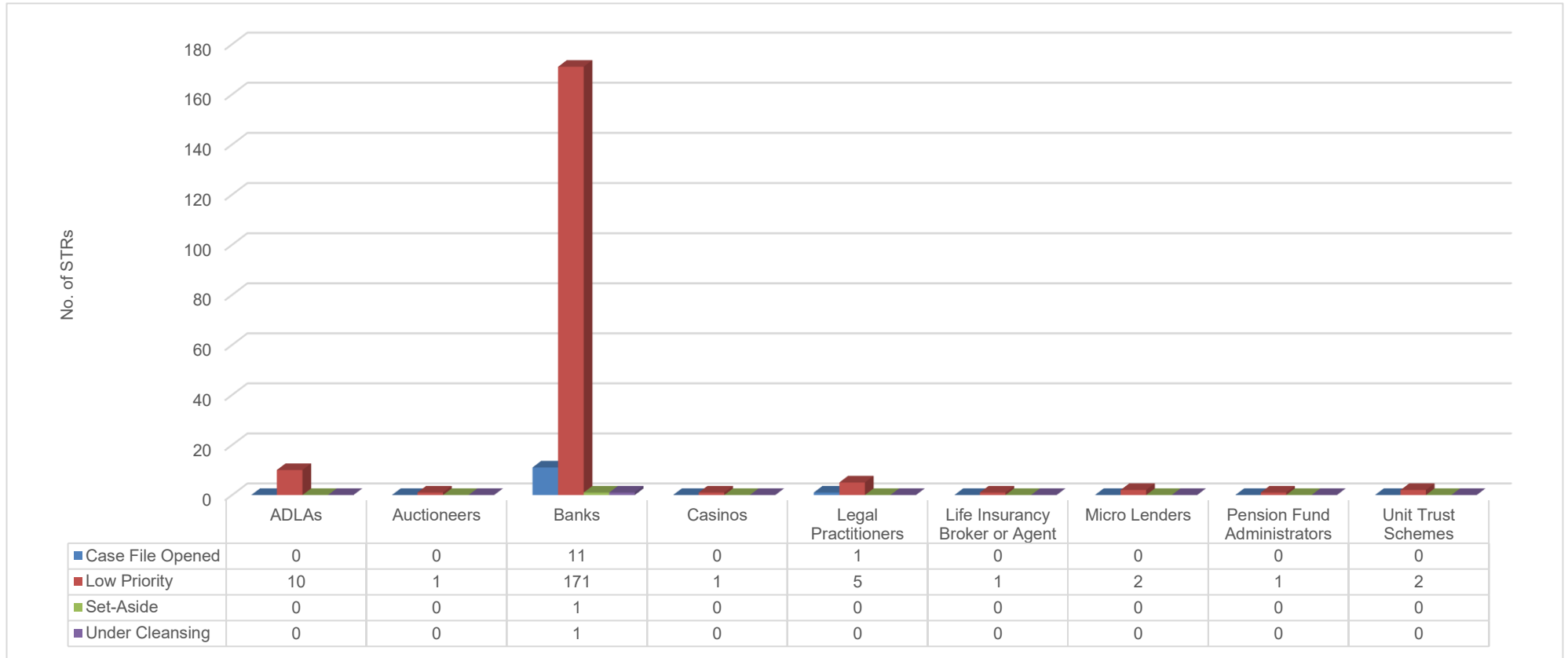
<sup>8</sup> STR: Suspicious Transaction Report;

<sup>9</sup> IRD: Incoming Request-Domestic; and

<sup>10</sup> IRI: Incoming Request-International

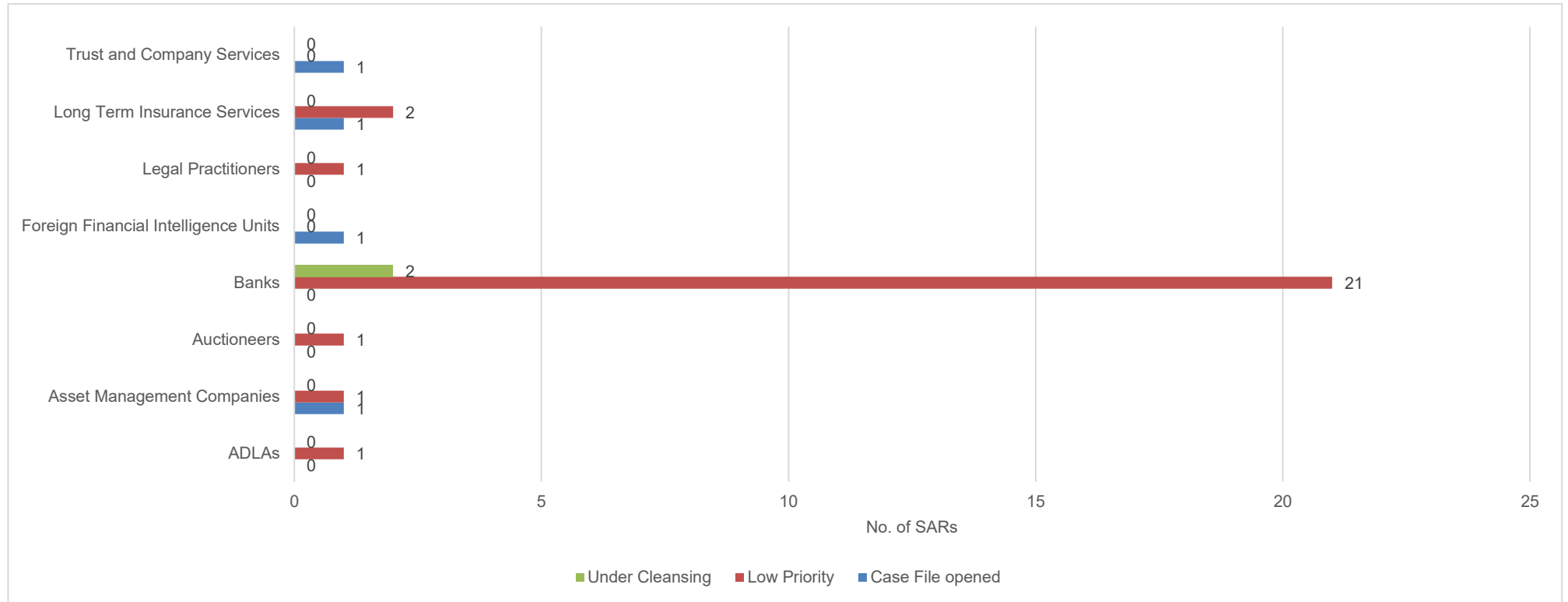
## 2. Classification of Reports

**Graph 2.1: STRs Received by the Reporting Entities**



Of the 208 STRs filed, 194 were classified as low priority, while 12 were accorded high-priority status. Banking Sector filed the majority of STRs for the month, submitting 184.

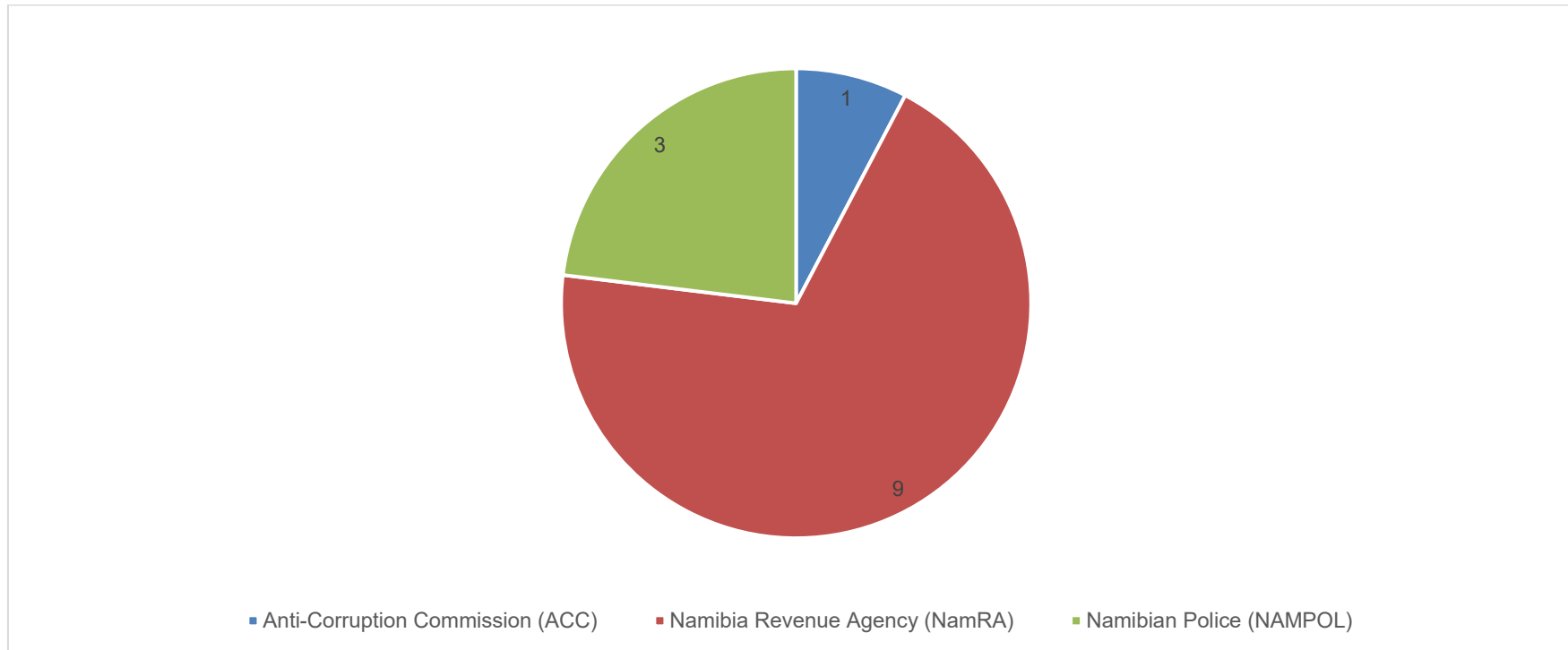
**Graph 2.2: SARs received by the Reporting Entities**



In February 2026, the FIC received a total of 33 SARs. Records indicate that only 4 SARs were escalated to cases, whereas 27 SARs were placed on low priority.

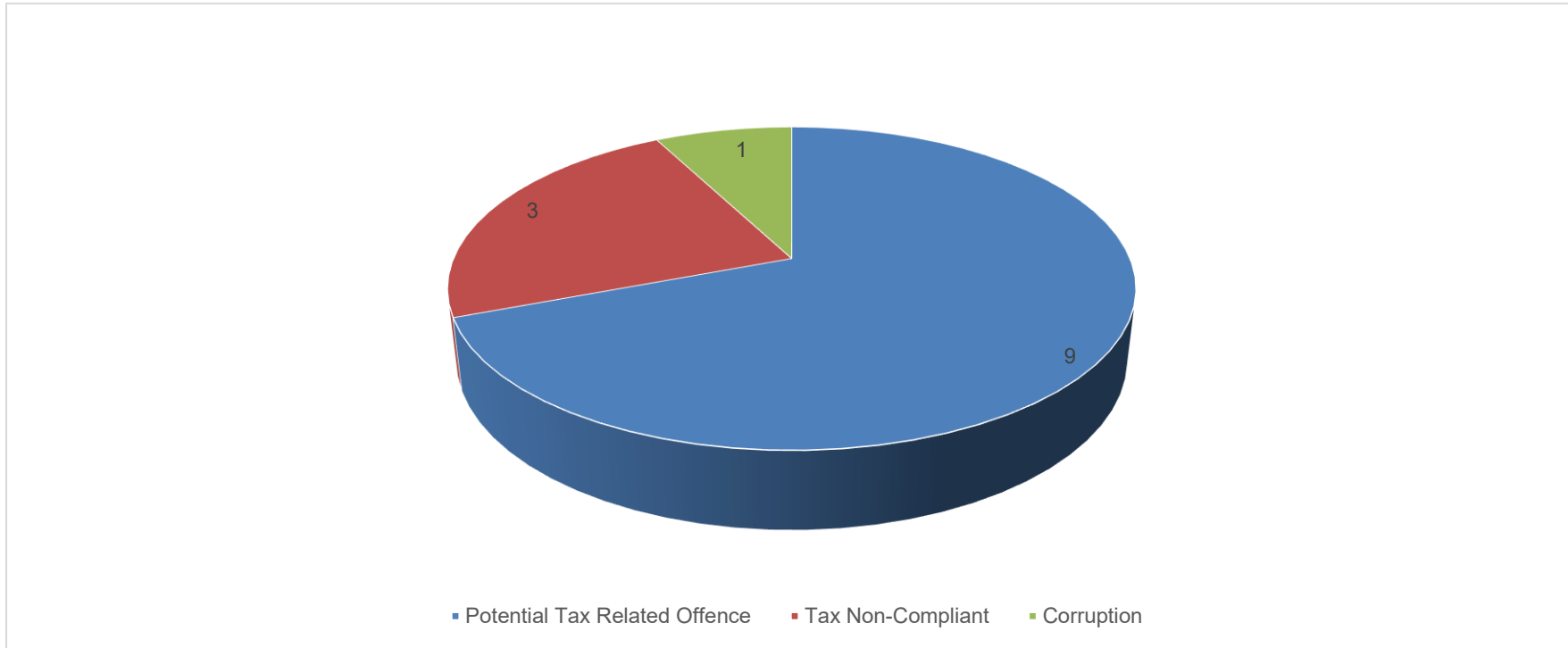
### 3. Disclosures

**Graph 3.1: Spontaneous Disclosures disseminated to Law Enforcement Agencies/ relevant authorities**



In the period under review, the FIC disseminated 13 Spontaneous Disclosures (SDs) to Law Enforcement Agencies (LEAs).

**Graph 3.2: Potential Predicate Offences**



Overall, 13 potential ML predicate offenses were recorded in February 2026.